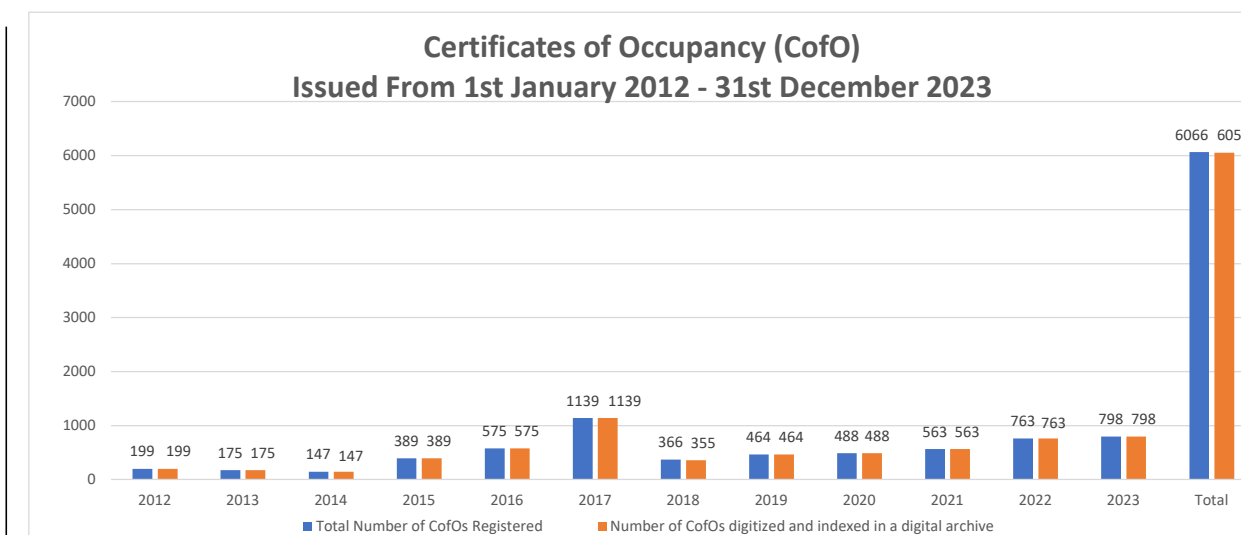
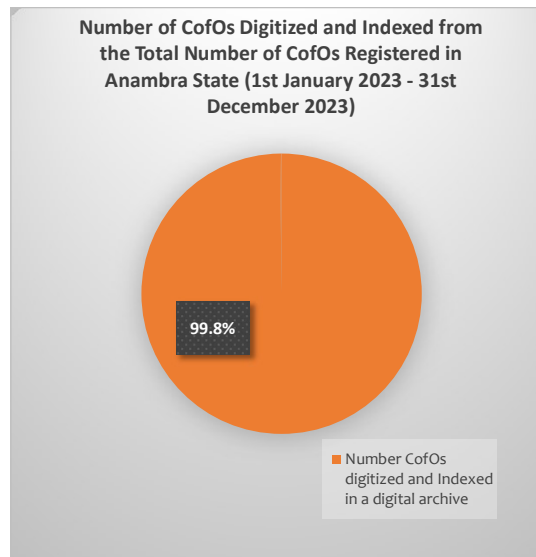


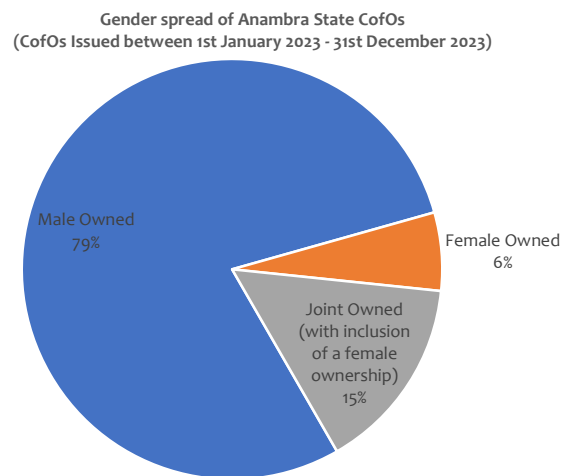
STATISTICS OF CERTIFICATE OF OCCUPANCY ISSUED BY ANAMBRA STATE' MINISTRY OF LANDS

Certificates of Occupancy (CofO) Issued From 1st January 2012 - 31st December 2023			
Description/ Year	Total Number of CofOs Registered	Number CofOs digitized and Indexed in a digital archive	Number of undigitized CofOs
2012	199	199	0
2013	175	175	0
2014	147	147	0
2015	389	389	0
2016	575	575	0
2017	1139	1139	0
2018	366	355	11
2019	464	464	0
2020	488	488	0
2021	563	563	0
2022	763	763	0
2023	798	798	0
Total	6066	6055	11



**Ownership of Registered CofOs issued by Gender
(both digitized and undigitized)**

Ownership Type	Number of CofOs Issued	
	1st Jan 2012 - 31st Dec. 2023	1st Jan 2024 - 30th Nov. 2024 (if available)
Male Owned	4795	794
Female Owned	366	94
Joint Owned (with inclusion of a female ownership)	905	144
Total	6066	1032



Signed: **Mrs Chineze Obi**
Director, Lands.

Published 13:33pm, 12th December 2024